



GLOBAL WEATHER AND COMMODITY RESEARCH US CDD PLANNER

"BETTER BUSINESS IN ANY WEATHER"™

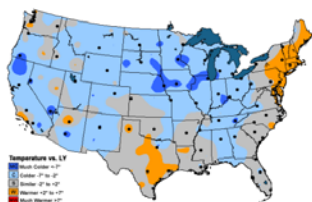
Wednesday July 2, 2008

4 week CDD planner

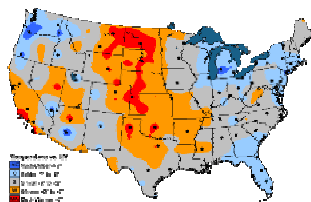
		July 2008																												4 week TOTAL	
week ending		07/02	07/03	07/04	07/05	07/06	07/07	07/08	07/09	07/10	07/11	07/12	07/13	07/14	07/15	07/16	07/17	07/18	07/19	07/20	07/21	07/22	07/23	07/24	07/25	07/26	07/27	07/28	07/29		
Atlanta, GA	Daily CDD	11	13	13	14	13	14	13	14	16	17	17	18	18	17	19	14	15	16	20	20	18	20	20	20	19	15	14	15	453	
	CDD vs LY	-1	2	1	1	-2	2	2	-2	2	4	3	4	5	6	6	-3	-1	1	6	6	9	11	7	6	7	-1	-3	0		
Chicago, IL	Daily CDD	11				7	11	12	13	7	12	15	16	16	4	15	8	10	14	15	16	15	16	14	8	10	8	14	10	302	
	CDD vs LY	10	4	-12	-13	-4	-1	-8	-4	-7	7	9	13	8	-2	6	-3	-2	6	13	15	10	9	5	-5	0	-4	6	1		
Cincinnati, OH	Daily CDD	7	9	5		9	13	14	13	12	15	16	16	17	14	9	9	9		14	14	15	17	16	17	15	11	10	9	337	
	CDD vs LY	3	1	-5	-7	-1	1	3	0	-1	4	12	10	11	1	-4	-4	-3	-8	9	9	10	9	8	10	6	-2	-1	-4		
New York City, NY	Daily CDD	13	16	12	10	13	14	15	16	12	13	18	19	21	14	12	11	17	14	18	17	18	19	17	18	13	11	10	16	417	
	CDD vs LY	10	7	6	-1	-1	-1	-5	-3	-7	-3	6	4	8	-4	-1	-4	7	-3	8	6	6	13	9	5	-2	-6	-6	4		
Dallas, TX	Daily CDD	19	20	20	20	22	22	22	23	27	25	28	29	28	22	22	22	22	22	22	21	22	25	23	21	23	23	22	23	640	
	CDD vs LY	3	4	7	9	7	3	4	3	6	4	6	14	12	3	1	2	4	3	4	4	2	6	8	6	7	7	3	3		
Philadelphia, PA	Daily CDD	12	15	13	13	14	14	17	17	13	13	14	17	18	17	10	9	12	10	17	17	18	20	20	18	13	11	12	16	410	
	CDD vs LY	10	10	6	2	1	1	1	-3	-8	-4	4	5	6	0	-5	-7	-4	-6	7	7	6	16	12	6	-2	-6	-4	4		
Portland, OR	Daily CDD	9	6		5			4	4					8	9		5	13	13	10	10	9		9	9	11	10	11	13	14	198
	CDD vs LY	5	-1	-6	-5	-2	-1	1	-4	-17	-16	-10	0	-2	-5	-1	11	11	6	7	5	-6	4	9	6	7	6	8	12		
Tucson, AZ	Daily CDD	25	27	27	27	27	27	28	28	27	26	16	18	18	18	20	23	20	26	26	26	26	26	26	25	27	29	31	30	700	
	CDD vs LY	-3	1	-1	-6	-5	-1	4	2	3	0	-11	-7	-7	-11	-9	-5	-9	5	8	9	8	8	9	11	11	18	14			
Des Moines, IA	Daily CDD	11				11	15	15	16	15	17	19	23	21		10		10	13	15	17	18	17	17	11	11	10	10	10	356	
	CDD vs LY	2	-11	-9	-9	-4	-2	-5	0	4	11	11	18	10	-9	-5	-12	-8	1	10	11	9	7	6	-2	-4	-3	-4	-2		
Las Vegas, NV	Daily CDD	30	32	32	30	29	32	32	33	30	28	25	20	23	21	24	27	28	27	28	25	25	31	31	31	31	26	27	28	786	
	CDD vs LY	-2	0	-1	-6	-7	-4	-3	0	-2	-3	-6	-10	-9	-13	-10	-6	-4	-4	-3	-7	-4	7	10	7	9	-3	-2	-2		
Detroit, MI	Daily CDD	8	4			8	11	12	13			9	13	16	17	10	13	11	8	13	12	12	14	15	13	13	9	7	7	290	
	CDD vs LY	8	-2	-9	-6	-1	1	-5	-7	-13	2	7	15	15	7	8	5	-3	7	10	12	11	9	6	10	7	0	-3	-3		
Minneapolis, MN	Daily CDD	10		7	9	9	12	14	15	16	19	21	24	14		11		8	16	13	14	9	8					8	288		
	CDD vs LY	2	-12	-7	-3	-3	-5	-3	4	11	16	17	21	6	-7	1	-7	-8	9	10	6	-2	-5	-11	-11	-17	-11	-9		-4	
Houston, TX	Daily CDD	17	17	15	18	19	19	19	21	18	18	19	19	19	18	24	24	25	23	23	19	24	24	25	26	28	27	25	26	599	
	CDD vs LY	3	1	2	4	5	0	0	0	-5	-3	-3	-1	3	2	8	7	8	8	9	-1	5	7	10	10	13	12	6	7		
Sacramento, CA	Daily CDD	9	11			11	14	13	13	19	17	14	10	10	6	15	15	15	15	16	13			13	16	15	15	11	15	349	
	CDD vs LY	-1	-3	-10	-14	-2	8	3	2	13	11	8	0	0	-6	7	8	9	8	8	2	-9	-10	1	8	7	5	-1	5		
Salt Lake City, UT	Daily CDD	16	18	20	18	14	16	19	20	22	20	19	18	18		17	16	12	12	15	12	12		13	20	19	14	12	454		
	CDD vs LY	1	4	4	-1	-12	-7	3	2	3	1	1	-2	-6	-16	-3	-1	-10	-11	-8	-11	-10	-12	-4	8	8	7	-3		-7	
Baltimore, MD	Daily CDD	9	12	13	12	12	13	16	16	13	13	14	17	18	17	8	9		10	10	16	17	18	19	12	11		10	10	360	
	CDD vs LY	5	10	4	1	0	1	1	-2	-6	-2	6	7	9	1	-8	-5	-10	-6	-3	7	5	9	12	-1	-3	-8	-4	-2		
Boston, MA	Daily CDD	11	12	5		8	10	12	13	4		9	11	12	11	8	9	12	14	9	12	14	15	8					252		
	CDD vs LY	10	12	-2	-5	-3	0	0	11	4	-6	-3	0	3	-3	0	0	9	11	-2	8	8	15	-1	-7	-10	-14	-10		-7	
Kansas City, MO	Daily CDD	14	9	6	10	16	18	17	18	19	19	21	24	24	7	15	13	11	12	16	20	18	20	19	17	15	13	16	447		
	CDD vs LY	4	-3	-6	-4	2	4	4	2	7	15	11	15	12	-7	0	-3	-7	-2	3	9	6	10	7	6	4	-4	-4		5	

National Outlook

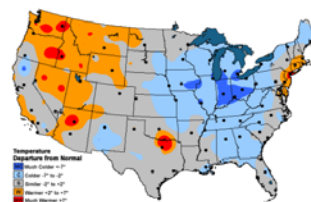
THIS WEEK vs LAST YEAR
JUN 29 - JUL 05, 2008



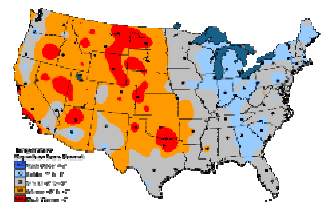
NEXT WEEK vs LAST YEAR
JUL 06 - 12, 2008



THIS WEEK vs NORMAL
JUN 29 - JUL 05, 2008



NEXT WEEK vs NORMAL
JUL 06 - 12, 2008



Much Colder < -7° Colder -2° to -6° Similar -1° to +1° Warmer +2° to +6° Much Warmer > +7°